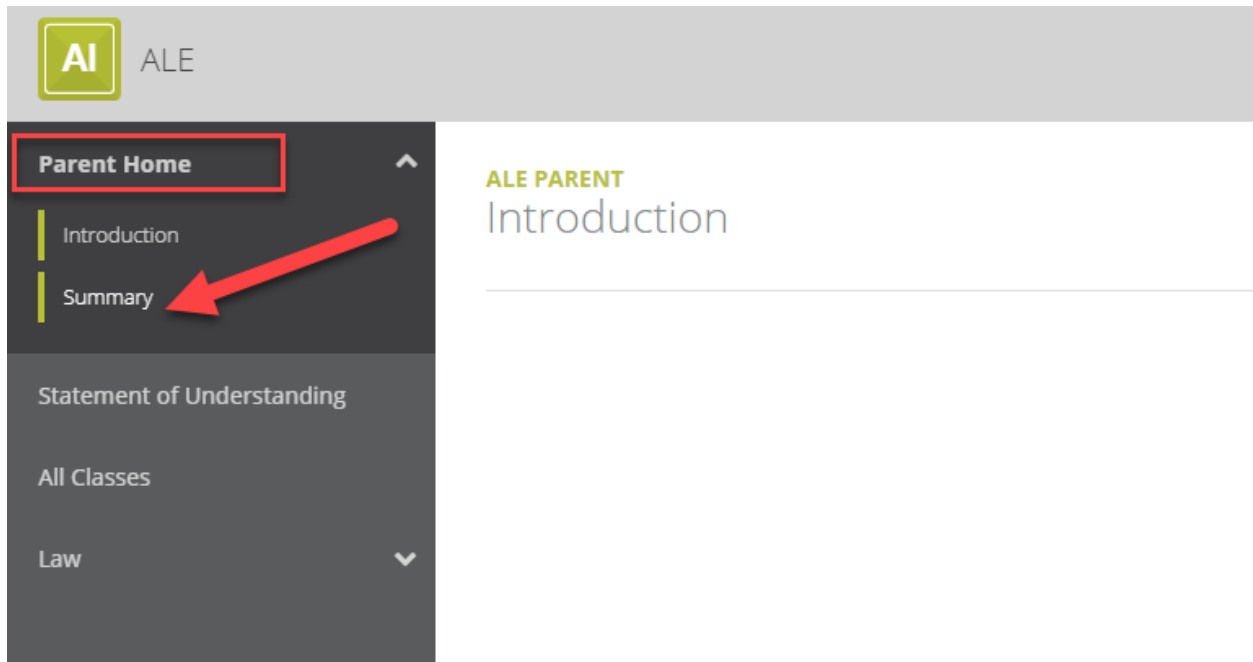
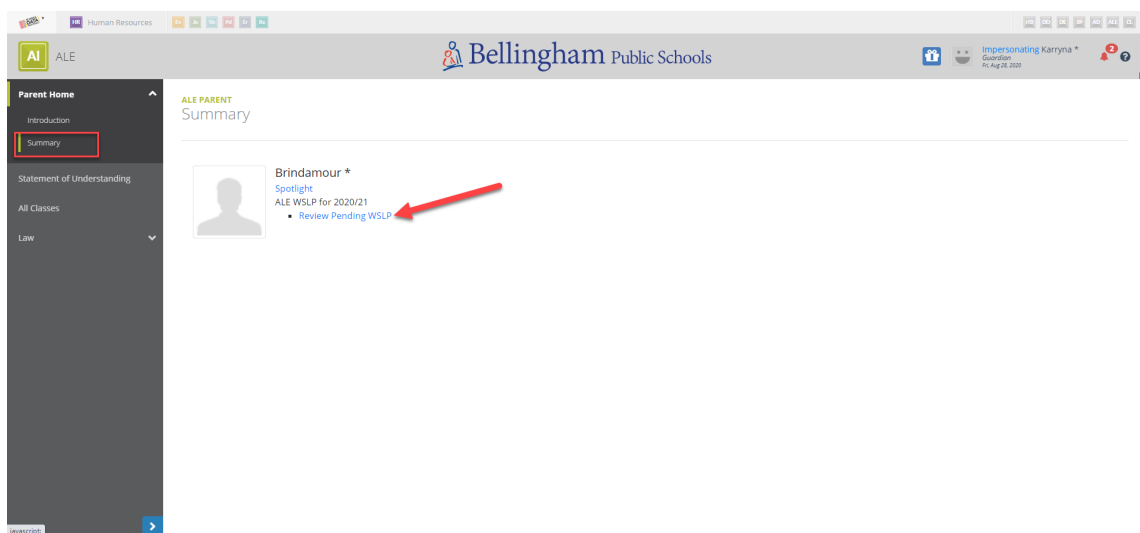


ALE Application for Parents: Viewing the Student Learning Plan Bellingham Family Partnership

Once you have logged in, by default you will land on the Parent Home page. Using the dropdown arrow in the left navigation menu, expand the arrow next to “Parent Home” and click on “Summary.”

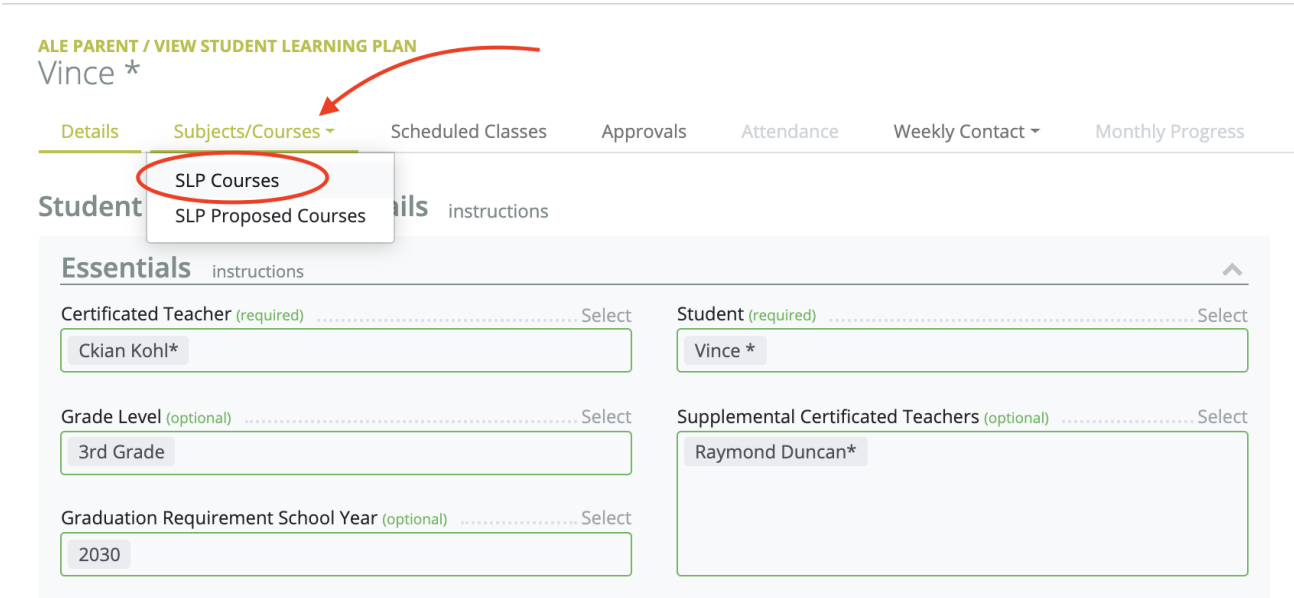


You will be able to see your child’s Student Learning Plan by clicking “Review WSLP for 2020/21.”

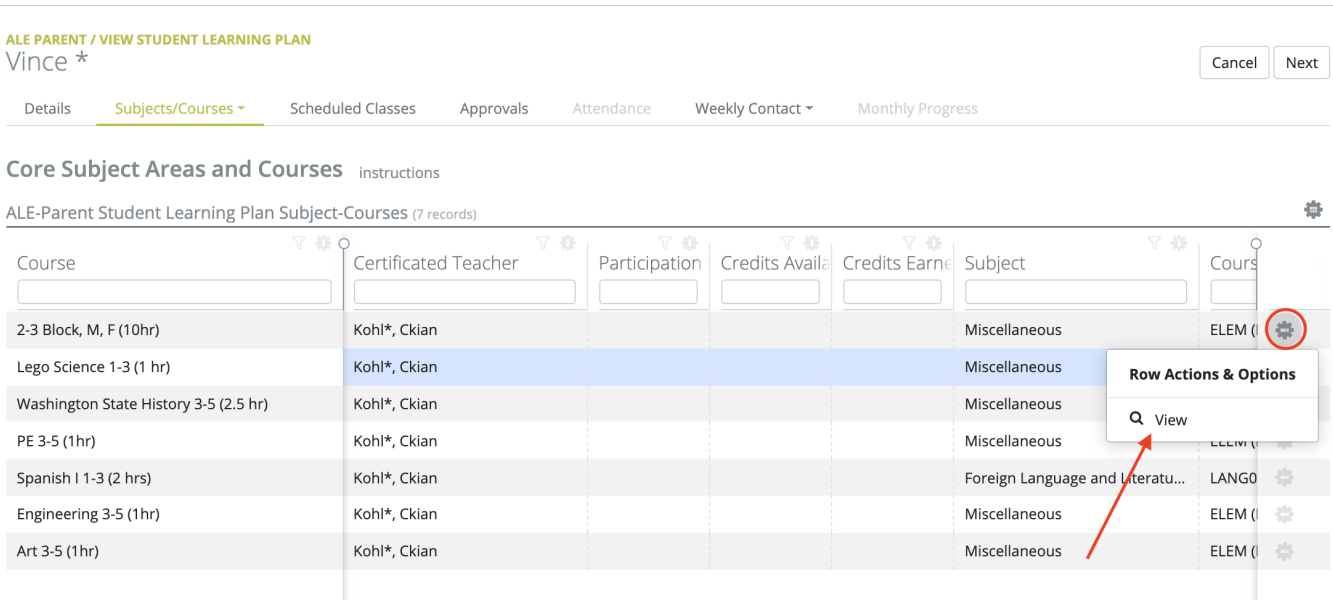


You will then be viewing the “Details” tab where you can see basic information about the plan for the year.

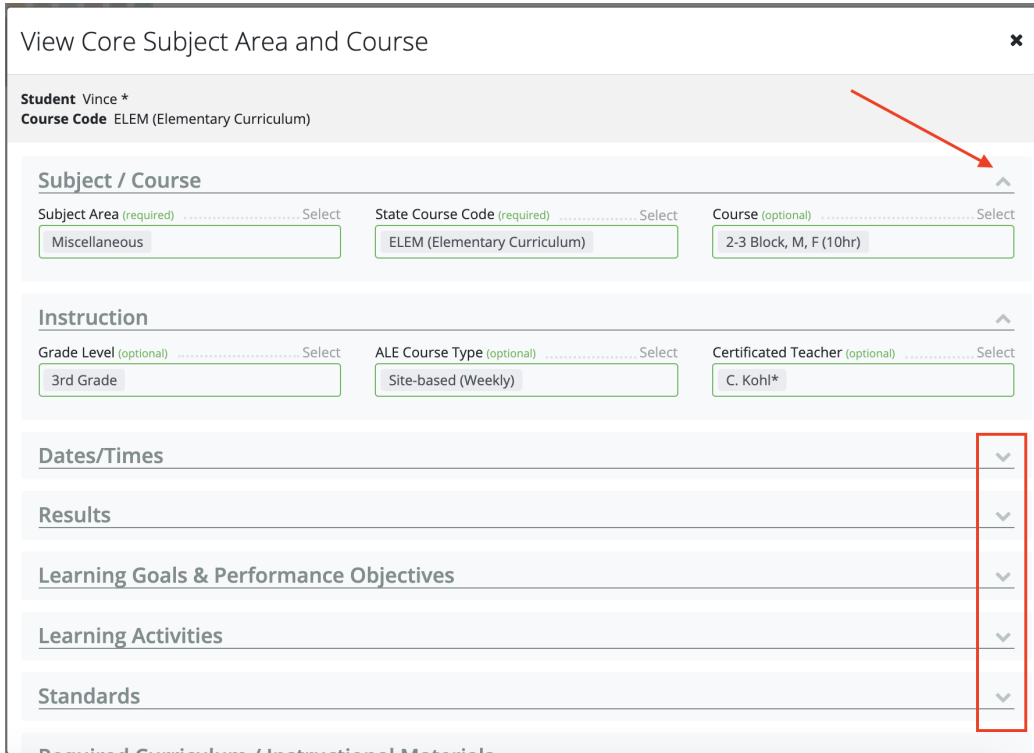
You can view all of your child’s Student Learning Plan courses by navigating to the “Subjects/Courses” tab and choosing “SLP Courses:”



This will show all the courses and classes that your child is enrolled in. To see details on a specific course, use the row action gear and choose “View:”:



Each of the heading arrows can be opened and expanded to see more info (e.g. materials needed, standards, etc.):

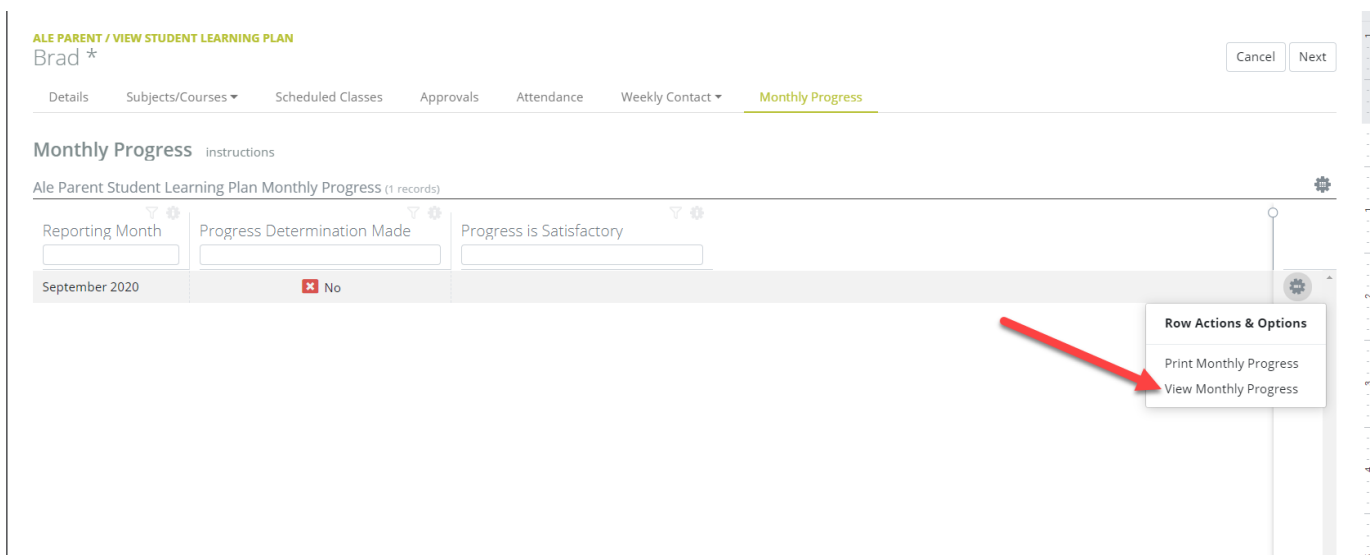


The screenshot shows a form titled "View Core Subject Area and Course" with a close button (X) in the top right. Below the title, it displays "Student: Vince *" and "Course Code: ELEM (Elementary Curriculum)". The form is divided into several sections, each with a heading and a downward arrow on the right side:

- Subject / Course**: Includes "Subject Area (required)" with a dropdown menu showing "Miscellaneous", "State Course Code (required)" with a dropdown menu showing "ELEM (Elementary Curriculum)", and "Course (optional)" with a dropdown menu showing "2-3 Block, M, F (10hr)".
- Instruction**: Includes "Grade Level (optional)" with a dropdown menu showing "3rd Grade", "ALE Course Type (optional)" with a dropdown menu showing "Site-based (Weekly)", and "Certificated Teacher (optional)" with a dropdown menu showing "C. Kohl*".
- Dates/Times**: A section with a downward arrow.
- Results**: A section with a downward arrow.
- Learning Goals & Performance Objectives**: A section with a downward arrow.
- Learning Activities**: A section with a downward arrow.
- Standards**: A section with a downward arrow.

A red arrow points to the upward arrow on the "Subject / Course" section. A red box highlights the downward arrows on the "Dates/Times", "Results", "Learning Goals & Performance Objectives", "Learning Activities", and "Standards" sections.

To access Monthly Progress reports, click on the last tab at the far right labeled "Monthly Progress." Using the row action gear for the desired month, select "View Monthly Progress."



The screenshot shows the "Monthly Progress" report for student "Brad *". At the top, there are navigation tabs: "Details", "Subjects/Courses", "Scheduled Classes", "Approvals", "Attendance", "Weekly Contact", and "Monthly Progress" (which is highlighted). There are "Cancel" and "Next" buttons in the top right. Below the tabs, the report title is "Ale Parent Student Learning Plan Monthly Progress (1 records)".

The report table has the following columns: "Reporting Month", "Progress Determination Made", and "Progress is Satisfactory". The data row shows "September 2020", "No" (with a red X icon), and an empty field.

A red arrow points to a gear icon (row action) in the right margin of the table. A dropdown menu titled "Row Actions & Options" is open, showing two options: "Print Monthly Progress" and "View Monthly Progress".

You will now be able to view all of the associated Monthly Progress data for the selected month.

View Monthly Progress ✕

Student: Steve * School Year: 2019/20 Recording Date: June 19, 2020

Reporting Month (req) Select
June 2020

Progress (optional)
I have been in communication with the parent and the student and the student has shown a good faith effort in completing all their classes. They have been engaged in continuous learning making adequate student progress during this difficult time with COVID 19 and quarantine. We have discussed the student's learning plan for next year and discussed what curriculum changes they may want to make for next year. I also made home visits (from a distance) during this period and had a chance to learn about their home environment and academic progress. They have made the best of a difficult situation.

Progress Is Satisfactory (opt)
Yes

Parent Received Progress Determination (opt)

Parent Comments (optional)

Language Arts (grade 1) Mathematics (grade 1) Science (grade 1) Physical and Health Education (grade 1) Art (grade 1) Social Studies (grade 1)

Course Code - Course (opt)
ENG029N - Language Arts (grade 1)

Projected Average Hours Per Week (opt)
5

Actual Average Hours Per Week (opt)
0

Progress Is Satisfactory (opt)
Yes

Learning Goals (optional)

Performance Objective (optional)

Methods of Evaluation (optional)

The top section refers to overall progress, while the tabs across the middle section allow you to view progress information associated with a particular course in more detail.